



## **“TANKER STANDARDS & BEST PRACTICES”**

**18 November 2010**

*Peter M Swift,*  
**MD INTERTANKO**



## **“TANKER STANDARDS & BEST PRACTICES”**

- **INTERTANKO Today**
- **An industry under the spotlight**
- **Restoring reputation and credibility**
- **Improving performance**
- **Championing Best Practices**
- **Cooperation is key**
- **Challenges ahead**



## INTERTANKO Today

**250 + members operating ca. 3,100 ships**

> 75% of the independent oil tanker fleet and > 85% of the chemical carrier fleet

**300 + associate members:**

in oil and chemical tanker related businesses

[With strict membership criteria]

**15 Committees – 5 Regional Panels**

**Principal Offices – London and Oslo**

**Representative Offices in US, Asia and Brussels**

**Observer Status at IMO, IOPC, UNFCCC, OECD and UNCTAD**

**International Association of Independent Tanker Owners**



## INTERTANKO's Strategic Objectives



To **develop and promote best practices** in all sectors of the tanker industry, with owners and operators setting the example.

To be a **positive and proactive influence** with key stakeholders, developing policies and positions, harmonising a united industry voice, and engaging with policy and decision makers.

To **profile and promote the tanker industry**, communicating its role, strategic importance and social value.

To **provide key services to Members**, with customised advice, assistance and access to information, and enabling contact and communication between Members and with other stakeholders.

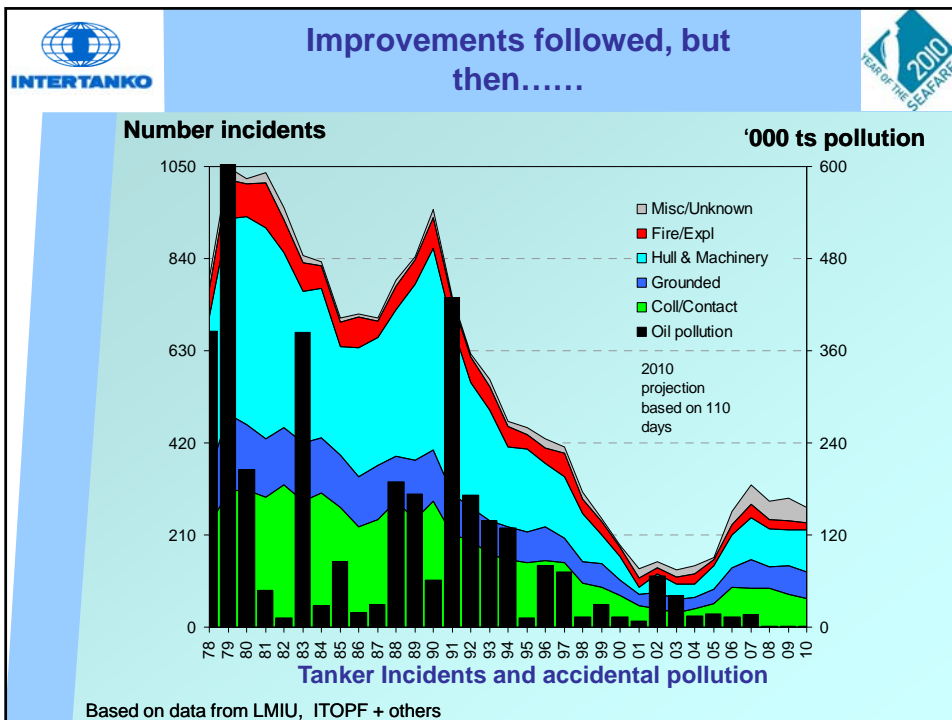


### Industry led moves on:

- ESP / CAS
- CSR for tankers
- Industry guidelines on tanker maintenance and repair procedures
- COT corrosion
- VOC control

### While EU stirred and IMO responded:

- Accelerated phase-out
- Restrictions on HFO carriage
- Increased liability limits



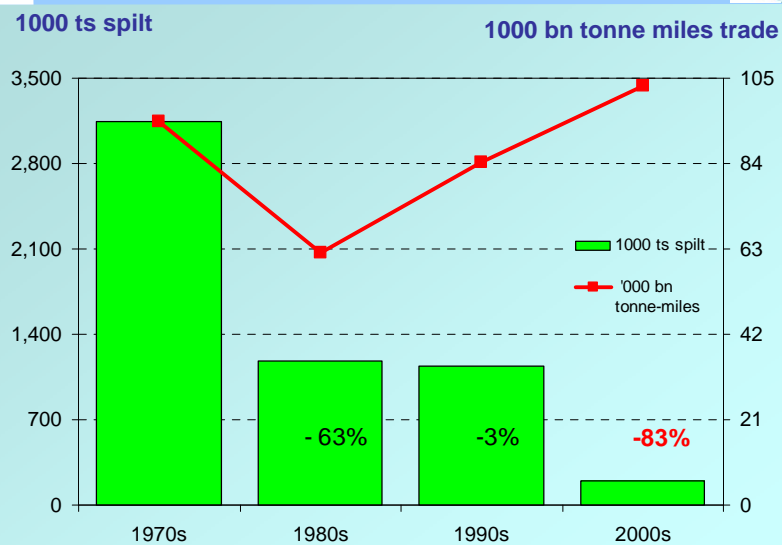
- Increasing number of incidents prompted .....**
- Examination of crew competency standards
  - [Within INTERTANKO Tanker Officer Training Standards]
  - OCIMF's TMSA
  - + **Attention to many other issues**
    - Lifeboat safety (Lifeboat user group)
    - Chemical carrier safety – *extended IG application, tank cleaning standards, ....*
    - Terminal safety – terminal vetting database
    - Fuel switching hazops and Fuel quality reviews
    - Engineering guidelines/training
    - Pilotage user groups
    - Tripartite discussions between owners, builders and class
    - ILO – MLC compliance
  - + **Pro-active on environmental challenges** – on reception facilities, anti-fouling, recycling, fuel standards ....
-

**GHG emissions**

- OCIMF's Energy Efficiency & Fuel Management Guidelines
- INTERTANKO's TEEMP
- Industry's emission reduction potential studies
- OCIMF/INTERTANKO - Virtual Arrival

**and Piracy**

- BMPs / MNLOs / SHADE
- In-built design protection measures
- .....



Based on ITOPF/Fearnleys



*Working with like-minded partners,  
committed to continuous improvement*

- Manning – shortages and competency standards
- **Ensure consistency and uniformity in global governance structures and standards**
- Improve feedback mechanisms and information sharing
- **AND More....**

**INTERTANKO** **Environmental Challenges – local impacts and global standards** **2010 YEAR OF THE SEAFARER**

VOC = Volatile Organic Compounds    ODS = Ozone Depleting Substances    CO2/GHG emissions    NOx, SOx, PM

**Life cycle: Building to Decommissioning/ recycling**

**Noise**

**Sewage Garbage**

**Catastrophic strikes**

**Toxic Antifouling**

**Biofouling**

**Accidental oil pollution**

**Ballast water**

**Noise**

**INTERTANKO**

Thank you

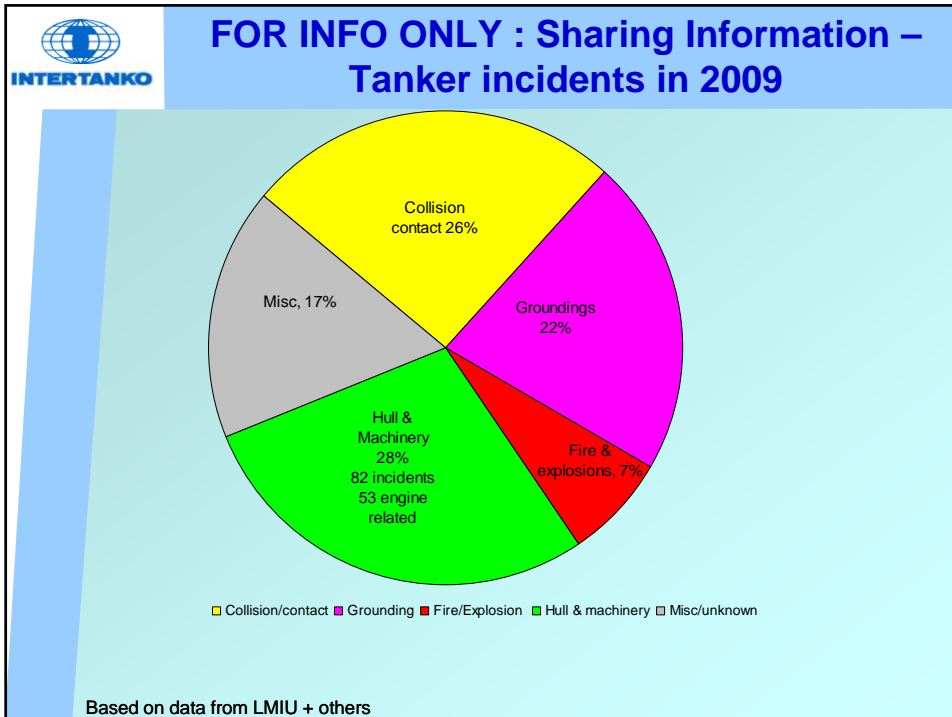
For more information, please visit:

[www.intertanko.com](http://www.intertanko.com)

[www.maritimefoundation.com](http://www.maritimefoundation.com)

[www.poseidonchallenge.com](http://www.poseidonchallenge.com)

[www.shippingfacts.com](http://www.shippingfacts.com)



**FOR INFO ONLY : Tanker hull & machinery incidents**

**Number of MACHINERY incidents**

Year	<10 years	10-24 years	>25 years	Total	Average age
2002	4	15	3	22	17.5
2003	3	8	3	14	18.4
2004	2	7	2	11	18.8
2005	9	20	5	34	17.6
2006	12	17	3	32	14.3
2007	20	25	3	48	13.2
2008	25	24	10	59	15.6
2009	18	22	13	53	16.7
<b>Total</b>	<b>93</b>	<b>138</b>	<b>42</b>	<b>273</b>	<b>15.6</b>

Based on data from LMIU, ITOPIF + others



## FOR INFO ONLY : The Tanker Industry Today

### Tanker Industry's Goals are aligned to those of the IMO

- Safe and secure
- Environmentally responsible
- Reliable
- Efficient (Low cost)

